

YEAR AT A GLANCE April 2017 – March 2018

“...There is one kind of charity common enough among us... It is that patchwork philanthropy which clothes the ragged, feeds the poor, and heals the sick. I am far from decrying the noble spirit which seeks to help a poor or suffering fellow being... [However] what advances a nation or a community is not so much to prop up its weakest and most helpless members, but to lift up the best and the most gifted, so as to make them of the greatest service to the country.”

- Jamsetjee Nusserwanjee Tata

The J. N. Tata Endowment for the Higher Education of Indians has been scrupulously carrying out its founder’s mandate for more than 126 years, awarding loan scholarships to candidates of exceptional merit and enabling them to pursue quality higher education at some of the best institutions in the world. A meticulous process of selection equipped to deal with nationwide competition ensures that only “the best and most gifted” are selected.

The Endowment has awarded, between 1892 and March 2018, loan scholarships to 5387 scholars for overseas higher studies in diverse fields covering more than 807 subjects and branches of specialisation. The J.N. Tata Endowment is pleased to present its Year at a Glance for the year ended March 31, 2018.

Awards for the Fall 2017 and Spring 2018 Semesters

Of the 108 scholars selected during the year, 98 took the awards among which 4 scholars requested for the deferment of the scholarship for the Fall 2018 semester; 2 declined the scholarship as they had received full scholarships from other institutions/universities, 4 did not avail of the scholarship owing to personal reasons. The following figure shows the break-up (figures in parenthesis show the corresponding percentages for the previous year):

BREAK UP OF THE 108 SCHOLARS

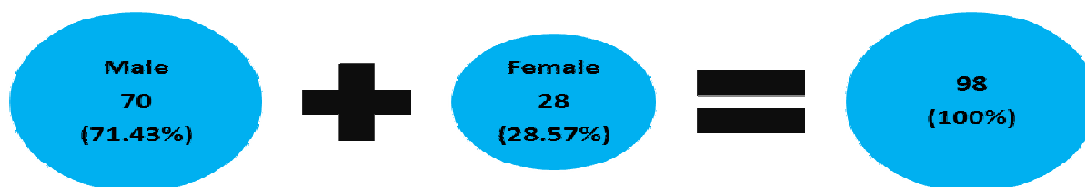


The following table shows the figures since 2013 – 2014 to 2017 – 2018 :

<i>PERCENTAGE OF SCHOLARS NOT AVAILING OF THE SCHOLARSHIP</i>			
<i>YEAR</i>	<i>NO. SELECTED</i>	<i>NO. AVAILED</i>	<i>NO. and % NOT AVAILED</i>
2013 – 2014	119	95	24 (20.17%)
2014 – 2015	124	93	31 (25.00%)
2015 – 2016	131	107	24 (18.32%)
2016 – 2017	226	212	14 (6.19%)
2017 – 2018	108	98	10 (9.26%)

The Awardees of 2017-2018 – A Profile

The following is a profile of the 98 J. N. Tata Scholars on the basis of the socio-demographic variables, such as gender, state of origin and academic factors.

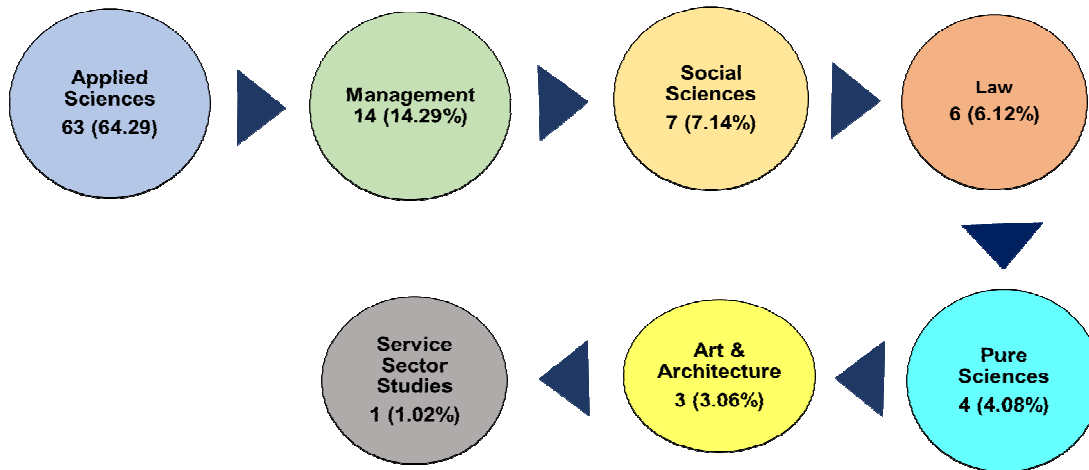
Gender:

State of Origin: The data for 2017-2018 indicates that 68.37% of the awardees were from states other than Maharashtra as compared to the 61.79% in 2016-2017.

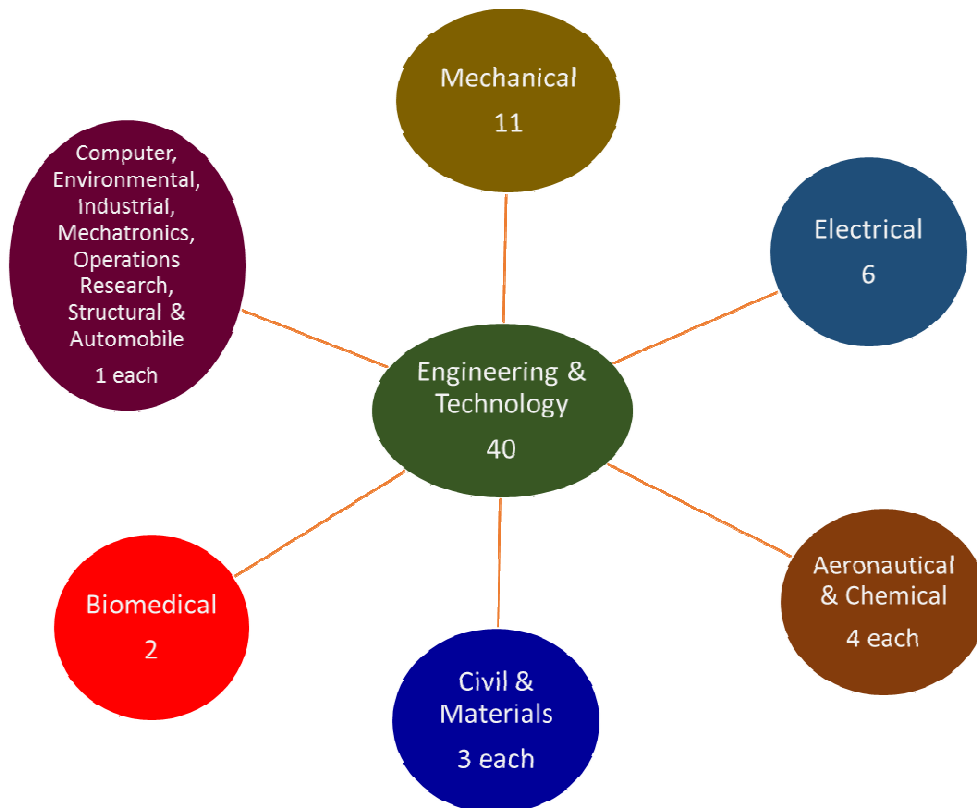
DISTRIBUTION OF AWARDEES BY STATE OF ORIGIN			
State	Number	State	Number
Delhi (N.C.R.)	022	Maharashtra	031
Gujarat	003	Rajasthan	002
Haryana	001	Tamil Nadu	007
Jammu and Kashmir	001	Telangana	003
Jharkhand	001	Uttar Pradesh	006
Karnataka	010	Uttarakhand	004
Kerala	001	West Bengal	006
		Total	98

Parsis: 6 scholars were selected for the Fall 2017 and Spring 2018 semesters and took the scholarship. 5 scholars scored 75% and above (A+) and the remaining 1 was graded A \uparrow with scores in the range of 70-74%.

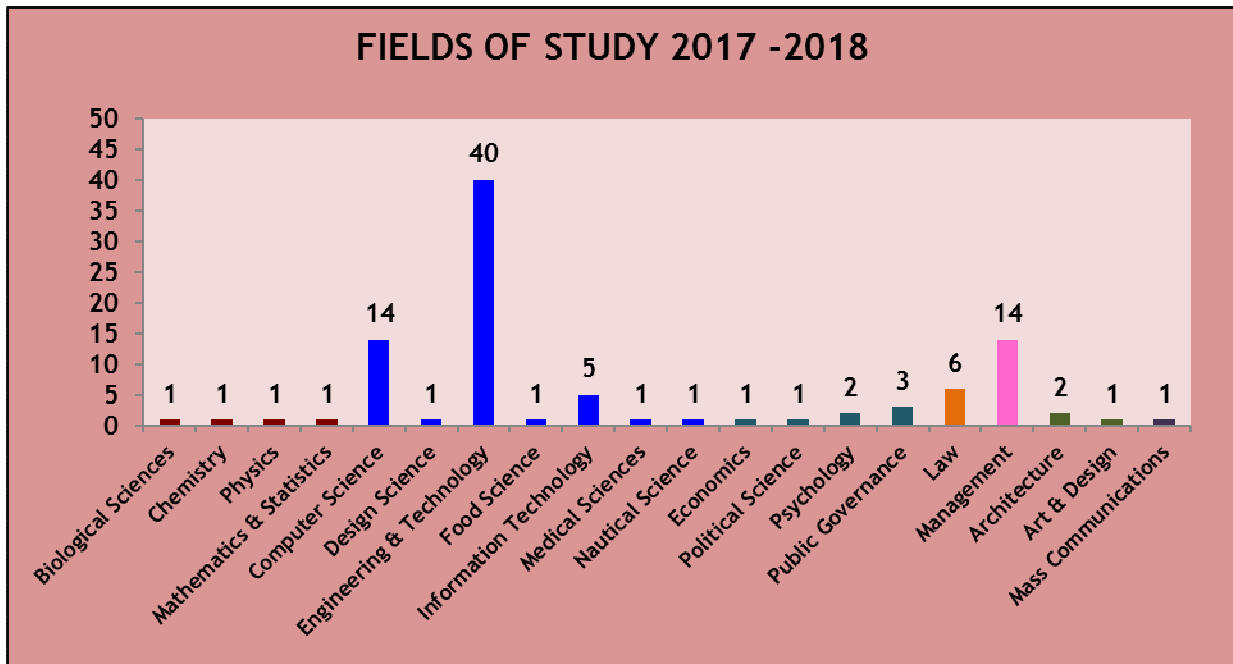
Areas of Study



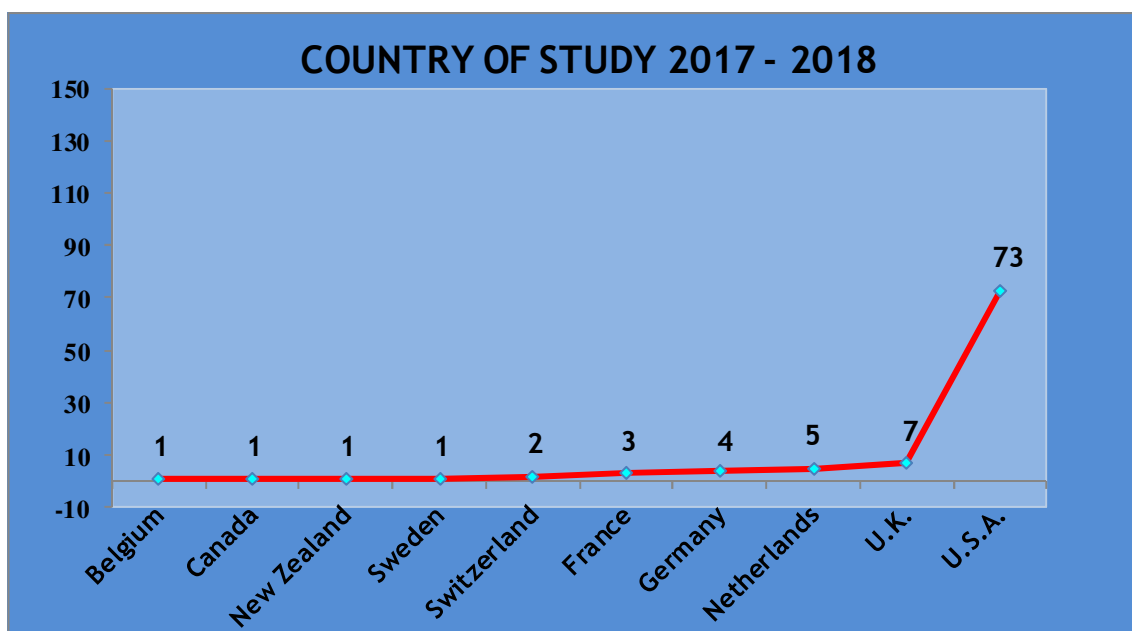
Fields of Engineering and Technology



Fields of Study



Country of Study



Amount Disbursed 2017 – 2018